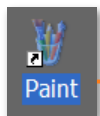


**Recycle Bin** - With a shared computer, your files are stored on a memory stick so if you delete a file it will **not** go into the Recycle Bin, but will be deleted permanently so cannot be retrieved!

**Desktop icons** - these are shortcuts to applications, web pages or files. To open the icon you want: **click once** to select and **press the Enter key** (or **double click**).

Normal icon

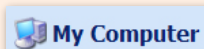


Selected icon



### Start Menu (for a shared computer) -

From here you can **click** on "My Computer" to see your memory stick and/or digital camera and "Log Off" the computer:



Try out the Windows key!



### Start button -

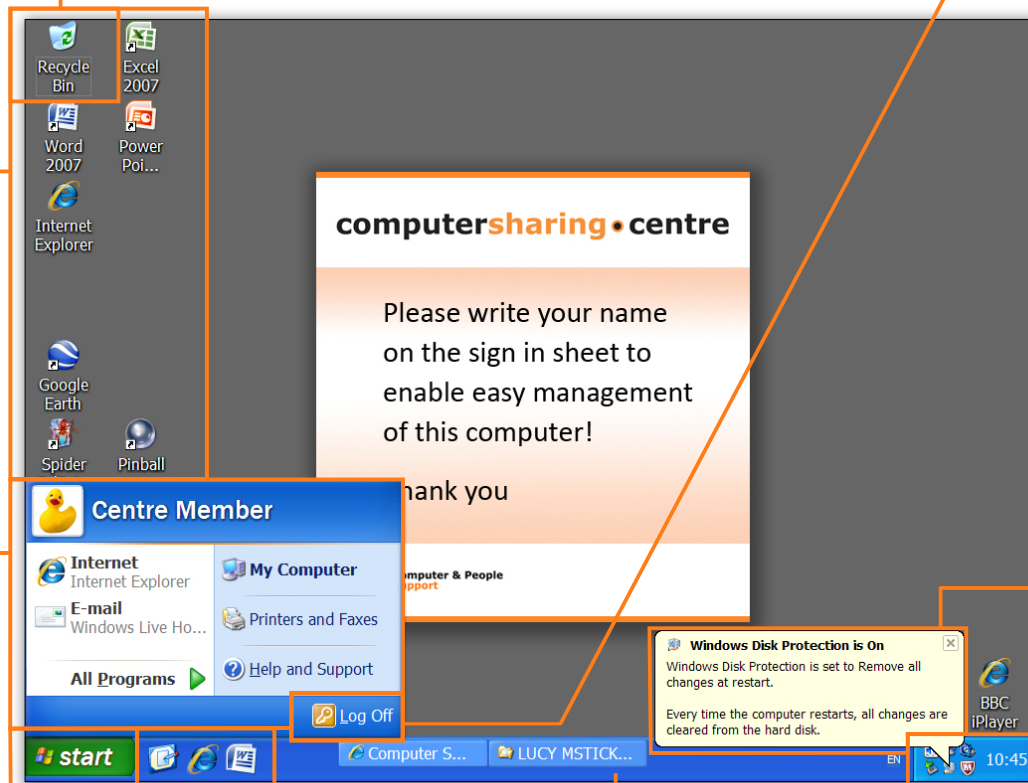
To open the Start Menu, **click once** on the button:



or **press** the Windows key:



Do it again to close the Start Menu!



**Quick Launch Toolbar** - A **single click** on any of these icons will open the application:



**Show Desktop** - this minimises all open windows to reveal the Desktop.

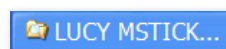


**Internet Explorer** - this opens the Topsites page on the internet.



**Word** - this opens Microsoft Word.

**Taskbar** - As you open new windows they appear as buttons on the Taskbar. You can reduce or 'minimise', an open window to a button on the Taskbar so that you can see other things. To re-open the window, **click** on its associated button on the Taskbar.



**Log Off the computer** - using the mouse:

- 1 Click on to open the Start Menu
- 2 Click on
- 3 Click on

Or:

**Log Off** - using the keyboard:

- 1 Press the Windows key to open the Start Menu
- 2 Press the L key
- 3 Press the L key again



**Disk Protection** - When your session at the computer is finished and you have logged off (this happens automatically after 8 minutes) the computer returns to its previous state, regardless of any changes that have been made. This ensures reliability, consistency and privacy.



**Notification area** - Holds useful icons, the volume control and clock. Move the mouse over the time and see the date pop up.

